



PD71XIS/PD79XIS

Intrinsically Safe Digital Portable Two-Way Radio

- Most Completely Certified DMR IS Radio
- ATEX/IECEX/FM/CSA/CQST IIC Certificated
- Designed for Hazardous Working Environments



IECEX



Whether on an oil rig, in a coal-mine, gas station or any other potentially explosive environments, safe and reliable communications are on top of everything. Hytera deeply understands the challenges for users in hazardous and harsh environments.

In order to meet these increasing requirements of intrinsically safe and reliable communications, Hytera brings you PD71XIS/PD79XIS, the ia explosion-proof DMR radio.



PD71XIS/PD79XIS

DESIGNED FOR THE MISSION

Hytera PD71XIS/PD79XIS Intrinsically Safe Digital Portable Two-Way Radio
Designed to comply with the highest grade "ia"

PD71XIS/PD79XIS works in the places which contain various long-standing explosive mixed gases, even coal mine methane. Such places include but not limited to coal mine, gas stations, oil platforms, chemical plants, flour mills, airport and other inflammable or explosive conditions.




Oil & Gas



Mining



Fire & Rescue



Airport



Chemical Plant

The working environment of the oil & gas industries often contains flammable and explosive gas and liquid, which makes the workers at risk. Therefore, reliable and high explosion-proof radio is required.

Mining industry environment is very complex. It always contains various long-standing explosive gases and dusts. Especially the methane in coal mine makes the environment very hazardous. Therefore, good and safe communications are in urgent need. Hytera PD71XIS/PD79XIS ia explosion-proof radio can satisfy all your demands.

A fire accident will produce smokes, dusts, and even explosive and toxic gases, which bring high risks for communications of fire rescue. Hytera ATEX radios used here can provide effective and safe communication services to the firefighters.

Airports are complex facilities where effective and reliable communications are of great importance. And there is a risk of explosion because of the potential exposure to fuel. Hytera ATEX radios are used in areas where workers and on-site fire crews are in close proximity to aviation fuel to keep them safe.

Flammable gases, liquids and solids are converted and processed in many different processes in the chemical industry. These processes may give rise to explosive mixtures.

ia

Intrinsic safety (IS) is a protection technique for safe operation of electrical equipment in hazardous areas by limiting the energy, electrical and thermal, available for ignition. "ia" is the strictest explosion-proof standard of intrinsic safety; it lets PD79XIS work in every kind of hazardous and harsh places which contain various long-standing explosive mixed gases and dusts.

ia

"ia" is the highest level of intrinsic safety, which means the circuit has three protective measures. An "ia" radio be used in zone 0/1/2 areas, allowing for the occurrence of two faults during operation.

M1

Methane and mine powder is the main risk in coal mines. PD79XIS has the highest level of protection. It is unlikely to become an ignition source in normal operation. During expected malfunctions or during rare malfunctions, it provides you safe instant communication services even in the presence of an outbreak of gas.





Equipment group:
I: Mining
II: Other Environments(non-mining: chemical industrials, oil refineries, etc.)

Explosive atmospheres
G: Gases, vapors and mist
D: Dusts

Level of Protection:
ia: Intrinsically safe (Zone 0/1/2)
ib: Intrinsically safe (Zone 1/2)

Temperature Class
T1: 450°C
T2: 300°C
T3: 200°C
T4: 135°C
T5: 100°C
T6: 85°C

II 1G Ex ia IIC T3

GAS

Explosion-proof Standard:
EU ATEX directive
and IECEx standards

Classification for hazardous places
1: Very high level(zone 0 or zone 20)
2: High level(zone 1 or zone 21)
3: Normal level(zone 2 or zone 22)
Zone 0: present continuously
Zone 1: present intermittently
Zone 2: present abnormally

Gas group:
I: Methane(Mining)
IIA: Propane
IIB: Ethylene
IIC: Acetylene, hydrogen
(Hazard Level: IIC>IIB>IIA)

DUST

Equipment group:
I: Mining
II: Other Environments(non-mining: chemical industrials, oil refineries, etc.)

Explosive atmospheres
G: Gases, vapors and mist
D: Dusts

Level of Protection:
ia: Intrinsically safe(Zone 0/1/2)
ib: Intrinsically safe(Zone 1/2)

II 1D Ex ia IIIC T160°C IP5X

Explosion-proof Standard:
EU ATEX directive
and IECEx standards

Classification for hazardous places
1: Very high level(zone 0 or zone 20)
2: High level(zone 1 or zone 21)
3: Normal level(zone 2 or zone 22)
Zone 0: present continuously
Zone 1: present intermittently
Zone 2: present abnormally

Dust Group:
IIIA: combustible fiber
IIIB: non-conductive dust
IIIC: conductive dust

Temperature Class

Dust & Water Ingress Protection

Equipment group:
I: Mining
II: Other Environments(non-mining: chemical industrials, oil refineries, etc.)


Explosion-proof Standard:
EU ATEX directive and IECEx standards

I M1 Ex ia


MINING

M1: Equipment must continue to operate when a potentially explosive atmosphere is present.
M2: Equipment does not operate when a potentially explosive atmosphere is present.
(Hazard Level: M1>M2)

Level of Protection:
ia: Intrinsically safe(Category M1/M2)
ib: Intrinsically safe(Category M2)



Triple protective circuit
Strict PCB Design
High EMC Performance



Innovative Silicone
Encapsulant Technology

PD79XIS

Intrinsically Safe Digital Portable Two-Way Radio

Easily-accessible rotary volume knob and channel selection knob

Friendly UI, large screen easy-to-use menu

Screen & keypad protection

Unique covert speaker design, compact & better audio quality

Patented antenna design

Dedicated orange emergency key

New current-limited design of accessory connector with enhanced explosion-proof ability

Ex ia IIC T3Ga
Ex ia IIIC T160°C
Ex ia I

Double color PTT, noticeable & enhanced safety



WORK SAFER WORK, PROTECT & ENABLE WORK ANYWHERE & ANYTIME

WORK SAFER

ia Protection Classification

The whole radio with battery is designed to comply with the highest grade "ia". It can work in the places which contain various long-standing explosive mixed gases and dusts; it has passed ATEX, FM, and IECEx certification.

Innovative Silicone Encapsulation Technology


Silicone encapsulation technology can prevent the internal circuits from interface with air and liquid, which effectively stops the intrusion of liquid, inflammable dust and explosive gas.

Innovative Antistatic Design

The PD79XIS display adopts antistatic material and the shell adopts antistatic patent design of dual material molding technology. These can reduce the possibility of static discharge on the radio.


Structure Design of Screw Internal Trapping

The screw of the belt clip is designed as internal trapping. It ensures no contact between the metal and the ground in case of drop, and avoids discharge.




Strict PCB Design and High EMC Performance

To achieve a higher explosion-proof safety level, Hytera PD79XIS adopts optimal PCB layout design. All the key components of PCB are covered with shield, which minimizes the circuit fault probability and features better performance of EMC.





Light Metal Design

PD79XIS shell is made of light metal to ensure no mechanical spark; it can effectively maximize the reliability in explosive environments.



Patented Battery Latch Design

To disengage the battery from the radio, you need to move the lock and bolt of the latch along two different axes. Such a patented design ensures no disengagement of the battery pack from the main radio in case of dropping that might cause spark.



Screen

The PD79XIS screen is made of tough and crack-proof material.



GNSS Positioning

The built-in GNSS module supports GPS, GLONASS, and Beidou (*GLONASS and Beidou will be supported on R8.5). The tracking sensitivity is up to -164 dBm, and the accuracy is within 2 meters.

Man Down

When a user falls down, the radio automatically alerts other team members.



Lone Worker

To ensure the safety of the terminal user, the emergency function is triggered automatically when there is no operation on the terminal during the preset period of time.



Innovative Ergonomic Design

Separated by the antenna, channel knob and volume knob stand apart from each other. They are designed in different sizes to enhance the operation accuracy, which greatly reduces accidental operation with gloves or in dark environments. Compact and large textured keys on PD79XIS provide an excellent tactile feeling.



Friendly User Interface

Hytera PD79XIS provides a 1.8 inch and 65536 color LCD screen, which can be clearly displayed under bright sunlight.

Up to 20 programmable keys are flexibly configurable for quick access through one-button operations.



Long Cycle Life

Hytera PD79XIS provides an 1800 mAh large capacity Li-ion battery, which can last more than 20 hours under 5-5-90 duty cycle. Strict overcharge and over-discharge protection design protects the battery against instability caused by overheating. In addition, the battery cells are also encapsulated to redistribute single point heat buildup and prevent air discharge as well.

Standard



Li-Ion Battery



Power Adapter



MCU Charger CH10A07



Belt Clip



Leather Strap



Antenna

WORK ANYWHERE & ANYTIME

IOP

Hytera PD79XIS enables quick access to DMR network and roaming, offering safe and efficient communication services. It also provides powerful interoperability with base stations and terminals of different manufacturers.

Rugged and Reliable

PD79XIS is designed to comply with MILSTD-810 C/D/E/ F/G and IP67 dust & water protection, which ensures its best performance even in the toughest conditions and environments.



IOP



MIL-STD
810G
IP67



Skid-proof Design

The rear part of the terminal battery and both sides of the shell are in skid-proof design to prevent dropping and ensure easy grab.

Patented Antenna Design

PD79XIS has a globally patented industrial design with antenna in the middle position, and its omnidirectional antenna pattern ensures better coverage. Antenna used in PD79XIS is short in length and built-in with GPS antenna.



Optional



Intrinsically Safe
Remote Speaker
Microphone (IP67)



Carrying Case
LCY009



Programming
Cable (USB Port)
PC38



Anti-explosion
adjustable earhook
earbulb EHN12-Ex



MCU 6-unit
charger MCA08



Dual pocket
MCU charger
CH10A06

FEATURES & SPECIFICATION

| GENERAL | |
|---|---|
| Frequency Range | UHF1 400-470 MHz; VHF: 136-174 MHz |
| Channel Capacity | 1024 |
| Zone Capacity | PD71X IS: 16 (each with a maximum of 16 channels) PD79X IS: 64 (each with a maximum of 256 channels) |
| Channel Spacing | 12.5 kHz / 20 kHz / 25 kHz |
| Operating Voltage | 7.4V (rated) |
| Battery | 1800 mAh (Li-Ion) |
| Battery Life (5-5-90 Duty Cycle, High TX Power) High-capacity 1800 mAh Li-Ion Battery | Analog: about 14.5 H / 13 H (GPS) Digital: about 17 H / 15 H (GPS) |
| Frequency Stability | ±1.5 ppm |
| Antenna Impedance | 50Ω |
| Dimensions (H×W×D) (with standard battery, without antenna) | 141 x 55 x 37mm (PD71X IS) 141 x 55 x 39mm (PD79X IS) |
| Weight (with antenna & standard battery) | 485g (PD71X IS) 495g (PD79X IS) |
| LCD display | 160 x 128 pixels, 65536 color, 1.8-inch, 6 rows |
| Explosion-proof level | ATEX II 1 G Ex ia IIC T3 I M1 Ex ia I II 1 G Ex ia IIC T3 II 1 D Ex ia IIIC T160°C II 2 G Ex ib IIC T4 II 2 D Ex ib IIIC T120°C |
| | IECEX Ex ia IIC T3 Ga Ex ia I Ma Ex ia I Mb Ex ia IIC T3 Ga Ex ia IIIC T160°C Da Ex ib IIC T4 Gb Ex ib IIIC T120°C Db |
| | FM/CSA Class I, Division 1, Groups A,B,C,D T3B Class I,II,III, Division 1, Groups A,B,C,D,E,F,G T3C Class I, Division 2, Groups A,B,C,D T4 Class II,III Division 2, Groups A,E,F,G T4A Class I, Zone 0, AEx ia IIC T3 Class II, Zone 0, AEx ia IIIC T160°C Class I, Zone 1, AEx ib IIC T4 Class II, Zone 1, Ex ib IIIC T120°C |

| ENVIRONMENTAL SPECIFICATIONS | |
|------------------------------|---|
| Operating Temperature | -30°C to +60°C (non-hazardous environment) -20°C to +50°C (hazardous environment) -20°C to +55°C (hazardous environment only in Gas T3) |
| Storage Temperature | -40°C to +85°C |
| ESD | IEC 61000-4-2 (level 4) ±8 kV (contact) ±15 kV (air) |
| American Military Standard | MIL-STD-810 C/D/E/F/G |
| Dust & Water Intrusion | IP67 (non-explosion-proof) |
| Humidity | Per MIL-STD-810 C/D/E/F/G Standard |
| Shock & Vibration | Per MIL-STD-810 C/D/E/F/G Standard |

| GPS | |
|------------------------------------|--------------|
| TTF (Time To First Fix) Cold Start | < 1 minute |
| TTF (Time To First Fix) Hot Start | < 10 seconds |
| Horizontal Accuracy | < 10 meters |

| Transmitter | |
|-----------------------------|---|
| RF Power Output | 1 W (rated) |
| FM Modulation | 11K0F3E @ 12.5 kHz 14K0F3E @ 20 kHz 16K0F3E @ 25 kHz |
| 4FSK Digital Modulation | 12.5 kHz Data Only: 7K60FXD 12.5 kHz Data & Voice: 7K60FXW |
| Conducted/Radiated Emission | -36 dBm < 1GHz -30 dBm > 1GHz |
| Modulation Limiting | 2.5kHz @ 12.5 kHz 4.0kHz @ 20 kHz 5.0kHz @ 25 kHz |
| FM Noise | 40 dB @ 12.5 kHz 43 dB @ 20 kHz 45 dB @ 25 kHz |
| Adjacent Channel Power | 60 dB @ 12.5 kHz; 70 dB @ 20/25 kHz |
| Audio Response | +1 to -3 dB |
| Audio Distortion | 3% |
| Digital Vocoder Type | AMBE++ or SELP |
| Digital Protocol | ETSI-TS102 361-1,-2,-3 |

| Receiver | | |
|--|---------|---|
| Sensitivity | Analog | 0.3 μV (12 dB SINAD) 0.22 μV (typical) (12 dB SINAD) 0.4 μV (20 dB SINAD) |
| | Digital | 0.3 μV /BER5% |
| Selectivity TIA-603 ETSI | | 60 dB @ 12.5 kHz/70 dB @ 20 & 25 kHz 60 dB @ 12.5 kHz/70 dB @ 20 & 25 kHz |
| Intermodulation TIA-603 ETSI | | 70 dB @ 12.5/20/25 kHz 65 dB @ 12.5/20/25 kHz |
| Spurious Response Rejection TIA-603 ETSI | | 70 dB @ 12.5/20/25 kHz 70 dB @ 12.5/20/25 kHz |
| Hum and Noise | | 40 dB @ 12.5 kHz 43 dB @ 20 kHz 45 dB @ 25 kHz |
| Rated Audio Power Output | | 0.5W |
| Rated Audio Distortion | | ≤ 3% |
| Audio Response | | +1 to -3 dB |
| Conducted Spurious Emission | | < -57dBm |

All specifications are subject to change without notice due to continuous development.

**WORK
SAFER
PROTECT & ENABLE
ANYWHERE & ANYTIME**

Hytera
Respond & Achieve



For more information on the PD71XIS/PD79XIS Series radios,
please visit www.hytera.com

Hytera Communications Corporation Limited

Address: Hytera Tower, Shenzhen Hi-Tech Industrial Park North, Beihuan RD.9108#, Nanshan District, Shenzhen, P.R.C

Tel: +86-755-2697-6999 Fax: +86-755-8613-7139 Post: 518057

HYT, Hytera are registered trademarks of Hytera Communications Corp., Ltd.

© 2015 Hytera Communications Corp., Ltd. All Rights Reserved.