



TM-600/TM-610

Analogue mobile radios



TM-600



TM-610

TM-600 and TM-610 mobile radios deliver reliable analogue communications for desktop or in-vehicle deployments. The TM-600 can indicate the channel on its numerical 8-segment display. In addition, LEDs show the channel search and transmitting power.

The large 15-segment LCD display on the TM-610 provides information on channels or zones, as well as call numbers and other function settings. The keyboard and display are illuminated to ensure the products can also be used at night.

HYT
Two-way Radio

Radio

TM-600/ TM-610

Analogue mobile radios



Highlights

Automatic Number Identification (ANI)

When receiving an HDC2400TM or HDC1200 signal, the display shows the identification or the name of the caller. The firmware of the radio transceiver supports a selective call list with up to 128 entries (128 for TM-610, 8 for TM-600).

Stun / Kill & Revive

This function protects against unauthorised use of lost or rented devices using a remote-controlled blocking of the transmitting/receiving mode. A blocked device can be used again only after entering the unblock code.

DTMF function

The DTMF call function provides you with flexible dialling procedures, such as dial by names, automatic dialling, repeat dial and manual dialling. Frequently dialled call numbers can be stored individually and easily accessible in the call number memory.

Loudspeaker function (PA)

With the loudspeaker function, the audio signal of the microphone is transferred to the external loudspeaker via the powerful amplifier. This produces clear announcements from the vehicle.

Large 15-segment LCD display (TM-610)


You can show channels or zones as well as call numbers and other function settings via the display. Keyboard and display are illuminated so that visibility is good, even at night.

Numeric 8-segment LED display (TM-600)

The numeric 8-segment display shows the operating channel. In addition, LEDs show the channel search and transmitting power.

128 channels and dynamic "regrouping" function (TM-610)

128 channels and the "zoning" function of the TM-610 provide you with a flexible organisation of work groups. You can assign each channel a zone name, so that identification is quick and simple. The dynamic regrouping function provides the highest flexibility for ever-changing working groups.



Functions

Lone Worker

The Lone Worker function offers you additional safety if you are working alone and away from your team. If you do not respond to a warning tone that is emitted at regular intervals, an emergency call is automatically transmitted.

Operation via vehicle ignition key, time-controlled switch-off

The radio transceiver can be switched on and off together with the ignition of the vehicle. In this case, the device can be switched on only via the vehicle ignition and is automatically switched off after a preset time after the engine is switched off.

6/4 programmable keys with background illumination

These keys allow quick and easy access to the most frequently used functions.

Line-connected "cloning" function

This function allows you to transfer the radio parameters quickly and easily from one radio transceiver to another radio transceiver.

UST (User Selectable Tone)

You can select the CTCSS/CDCSS codes via a programmed function key.

Varied scan options (TM-610)

The TM-610 scan enables a single or multi-zone scan. With the scan functions, channels can be added/removed and interference channels can be deleted. In addition, you can also select a priority channel.

Channel scan (TM-600)

The scan function of the TM-600 contains the priority channel selection, and temporary deletion of interfering channels.

Additional features

- Programming via PC
- Dual home channels
- Auto transpond
- Time-out timer (TOT)
- Busy channel lockout
- BOT ID/EOT ID
- Off-hook decode
- Selectable squelch levels
- Frequency reverse
- Talk-around function
- Leasing operation
- 5-tone signalling for TM-610 - requires SM07R1

Powerful loudspeaker

The HYT voice technology and powerful loudspeakers ensure a clear audio output.

Numeric 8-segment LED display (TM-600)

The numeric 8-segment display shows the operating channel. LEDs show the channel search and transmitting power.

Large 15-segment LCD display (TM-610)


Channels, call numbers and other function settings are displayed. The keyboard and display are illuminated so that the user has good visibility, even at night.



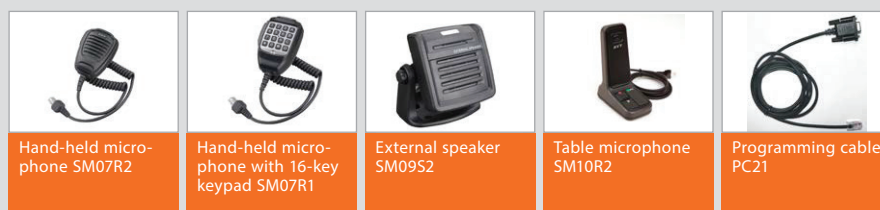
Emergency call

Both radios can send an emergency signal using the emergency call button.

In the box



Optional accessories



The illustrations are for reference purposes only. The products might differ from these illustrations.

Technical data

General data	
Frequency ranges	136 – 174 MHz 400 – 470 MHz
Channel capacity	8 (TM-600), 128 (TM-610)
Channel spacing	12.5 / 20 / 25 kHz
Operating voltage	13,6V DC ± 15%
Current consumption	Standby mode: 0.5 A Receiving mode: < 2.0 A Transmitting mode < 5 A (5W) / < 8 A (25W)
Operating temperature range	-30 °C to +60 °C
Frequency stability	± 2.5 ppm
Dimensions (H×W×D)	152 mm × 43 mm × 125 mm
Weight	1 kg
Antenna impedance	50 Ω

All technical indications were tested according to the corresponding standards. Subject to change on the basis of continuous development.

Transmitter	
RF transmitting power	5 / 25 W
Modulation	16 K0F3E / 11 K0F3E
Interfering signals and harmonics	-36 dBm (< 1 GHz) -30 dBm (> 1 GHz)
FM noise	> 45 dB (20 / 25 KHz) > 40 dB (12,5 KHz)
Audio distortion	≤ 3%

Receiver	
Sensitivity	0,28 μV
Frequency intermodulation	65 dB
Spurious response rejection	70 dB
Hum and noise	> 45 dB (20 / 25 KHz) > 40 dB (12,5 KHz)
Internal audio output power	5W (< 5% distortion) 3W (< 3% distortion)
External audio output power	13W (< 5% distortion) 12W (< 3% distortion)

Your Hytera partner:



Hytera Communications Corporation Limited

Address: Hytera Communications (UK) Co. Ltd.

Hytera House, 939 Yeovil Road, Slough, Berkshire. SL1 4NH, UK.

Tel: +44 (0) 1753 826 120 **Fax:** +44 (0) 1753 826 121

www.hytera.co.uk **info@hyterauk.co.uk**

Further information can be found at:

www.hytera.co.uk

Keep up to date with Hytera on social media.



Hytera reserves the right to modify the product design and the specifications. In case of a printing error, Hytera does not accept any liability. All specifications are subject to change without notice.

Encryption features are optional and have to be configured separately. They are also subject to European export regulations.

HYT Hytera are registered trademarks of Hytera Communications Corp. Ltd. © 2017 Hytera Communication Corp., Ltd. All rights reserved.